



MangoApps 4.0 Document Viewer

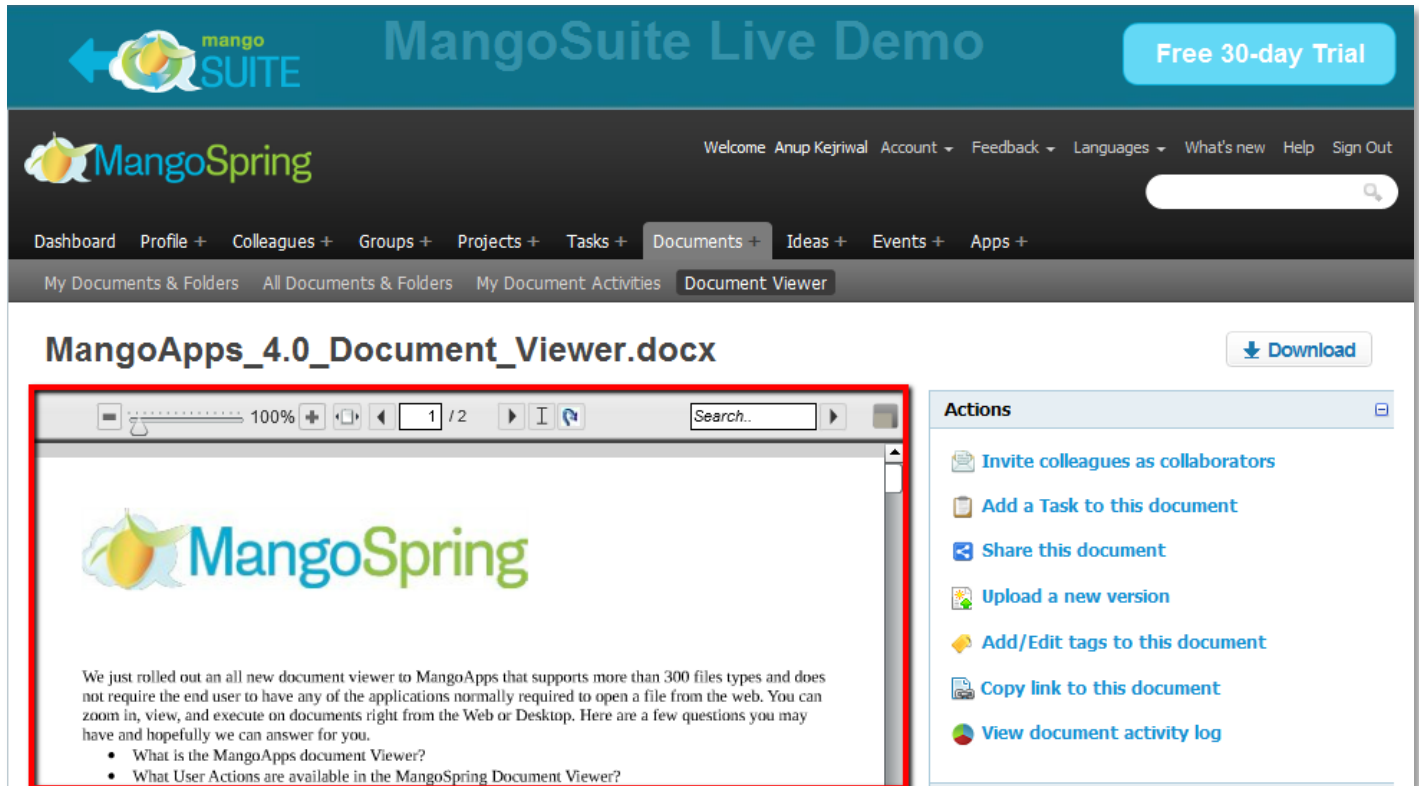
Concept, Application and Usage

As part of our 4.0 release, we have just rolled out an all-new document viewer for opening more than 300 file types from within MangoApps. The end user does not have to download or install any additional software normally required by other document viewers. You can zoom in, view, and copy information from documents right from the web or desktop. By the end of this document we will have answered your questions including:

- What is the MangoApps document Viewer?
- What User Actions are available in the MangoSpring Document Viewer?
- What browsers does the MangoSpring Document Viewer work on?
- What document file types are supported by the MangoSpring Document Viewer?
- What is the maximum file size the MangoSpring Document Viewer can display?
- Can I print my document with the MangoSpring Document Viewer?

What is the MangoSpring Document Viewer?

The MangoSpring Document Viewer allows users to view any kind of document as fast as possible without downloading or installing anything on the client side. The MangoSpring Document Viewer uses state-of-the-art conversion methodologies to render documents on the fly. Included with the viewer is a unique set of user actions to render, enrich, and dynamically view and act on content.



The screenshot shows the MangoSuite Live Demo interface. At the top, there's a navigation bar with the MangoSuite logo, a search bar, and a 'Free 30-day Trial' button. Below that, a user profile bar shows 'Welcome Anup Kejriwal' and various account settings. The main navigation menu includes 'Dashboard', 'Profile', 'Colleagues', 'Groups', 'Projects', 'Tasks', 'Documents', 'Ideas', 'Events', and 'Apps'. The 'Documents' menu is active, showing 'My Documents & Folders', 'All Documents & Folders', 'My Document Activities', and 'Document Viewer'. The document viewer displays a document titled 'MangoApps_4.0_Document_Viewer.docx' with a 'Download' button. The document content shows the MangoSpring logo and a paragraph of text. A red box highlights the viewer's toolbar and content area. To the right, an 'Actions' panel lists various user actions like 'Invite colleagues as collaborators', 'Add a Task to this document', 'Share this document', 'Upload a new version', 'Add/Edit tags to this document', 'Copy link to this document', and 'View document activity log'.

What User Actions are available in the MangoSpring Document Viewer?

Depending on the document file type, user actions include:

- Print your document
- Zoom in or out using the Zoom Slider
- Fit your document to the width of the window
- Navigate quickly through multiple pages of the document
- Select and copy content from the document
- Rotate your document 90 degrees clockwise
- Search for text within your document
- Switch to full screen document viewing

What browsers does the MangoSpring Document Viewer work on?




The MangoSpring Document Viewer will work on 99% of the world's browsers as long as JavaScript is enabled. The shortened list of modern browsers that are certified with the MangoSpring Document Viewer includes: Microsoft Internet Explorer, Mozilla Firefox, Google Chrome, Apple Safari, and Opera.



What document file types are supported by the MangoSpring Document Viewer?

Currently we support more than 300 document types and the list continues to grow. Some of the common file types are listed below. Email us for a complete list of supported document types.

Microsoft Office

-  doc, docx
-  ppt, pptx
-  xls, xlsx

Adobe PDF

-  pdf

Sun Open Office



-  odt, sxw, ods, sxc, odp, sxi, odg

Image File Types

-  jpg, bmp, png, gif, tiff

Text

-  txt, rtf, wpd

Auto Cad

-  dwf, dxf

What is the maximum file size the MangoSpring Document Viewer can display?

There is NO limit on file size or page size. Larger files may load slowly depending on your internet connection.

Can I print my document with the MangoSpring Document Viewer?

Yes, you can print your document directly from the viewer window using “Print” user action.

Questions about MangoSpring Document Viewer or MangoApps?

We'd be happy to hear from you by email: support@mangospring.com or by telephone: (425) 274-9950 to answer any questions you may have about our product.