

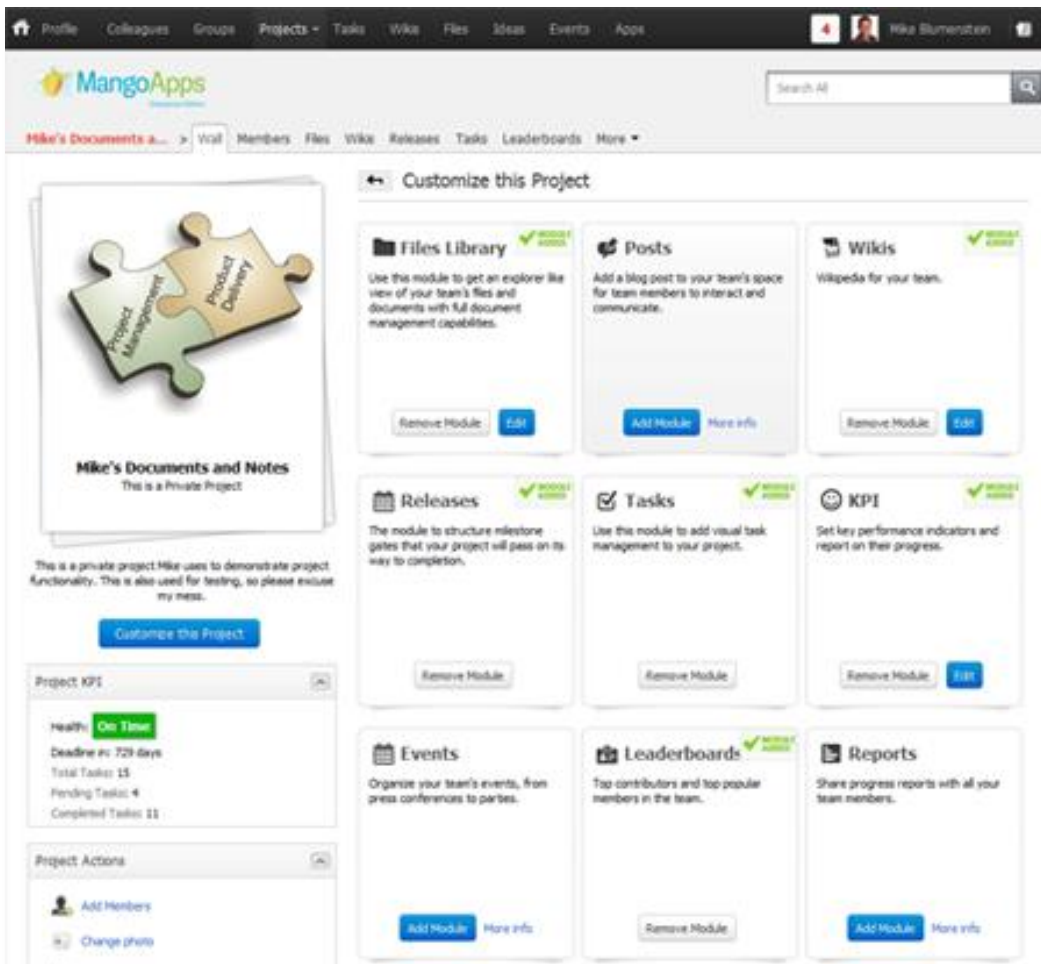
2/2/2012 Release Notes

Your Projects, Your Way

Continuing with our this year's focus on projects where you will set new milestones, you'll deliver your projects on time and on budget and get your employees and clients more involved - we are now introducing "modular" and "customizable" projects, groups & templates.

Everything in your projects and groups is now designed as modules that you can add or remove. Pick a module and add it to your project only if your team needs the functionality offered by the module.

- Modules include - File Library, Wikis, Tasks, KPI, External Collaboration, Events, Leaderboards, Emails and many more!
- Customize your modules as per your project needs e.g., Set project specific values for key performance indicators (KPI)
- Turn on External Collaboration for a project or a group in which you wish to collaborate with contractors, customers and/or partners
- Project & Group Admins get greater administration control to re-send guest invites & re-set passwords on behalf of guest users.



The screenshot displays the MangoApps interface for a project named "Mike's Documents and Notes". The top navigation bar includes "Profile", "Colleagues", "Groups", "Projects", "Tasks", "Wikis", "Files", "Ideas", "Events", and "Apps". The user is identified as "Mike Blumenstein". The project page features a "Customize this Project" section with a grid of modules:

- Files Library**: Use this module to get an explorer like view of your team's files and documents with full document management capabilities. (Buttons: Remove Module, Edit)
- Posts**: Add a blog post to your team's space for team members to interact and communicate. (Buttons: Add Module, More info)
- Wikis**: Wikipedia for your team. (Buttons: Remove Module, Edit)
- Releases**: The module to structure milestone gates that your project will pass on its way to completion. (Buttons: Remove Module)
- Tasks**: Use this module to add visual task management to your project. (Buttons: Remove Module)
- KPI**: Set key performance indicators and report on their progress. (Buttons: Remove Module, Edit)
- Events**: Organize your team's events, from press conferences to parties. (Buttons: Add Module, More info)
- Leaderboards**: Top contributors and top popular members in the team. (Buttons: Remove Module)
- Reports**: Share progress reports with all your team members. (Buttons: Add Module, More info)

On the left sidebar, the "Project KPI" section shows a "On Track" status, a "Deadline in: 729 days", "Total Tasks: 15", "Pending Tasks: 4", and "Completed Tasks: 11". The "Project Actions" section includes "Add Members" and "Change photo".

Your Ideas, Your Way

Use the MangoApps Ideation platform to get greater value from your employee ideas. Customize the lifecycle of ideas in your company as per your requirements. See who your top idea contributors are, reward them and convert your top ideas into projects.

- Configure the idea life cycle for how your ideas move from incubation to validation to emergence stages.
- Ideas leaderboards tell you which ideas are emerging and who your company's top idea contributors are.
- Export your idea campaign and ideas to excel format

Setup Idea Review Team Setup Idea Life Cycle

List of Idea Status:

Any idea status can be enabled or disabled. Enabled idea statuses will be available for use in the life cycle of an idea. You can create new idea statuses to be used in the life cycle or edit an existing one. You can delete an idea status if no existing ideas in your network are using it.

Ideas under Consideration Following is the list of statuses that will be used in the idea life cycle when the idea is under consideration. When a user submits a new idea, it will automatically be assigned the first enabled status in this stage. Atleast one status from this list needs to be enabled.

Enable	Status List
<input checked="" type="checkbox"/>	Queued
<input checked="" type="checkbox"/>	Acknowledged
<input checked="" type="checkbox"/>	Under Review
<input checked="" type="checkbox"/>	Reviewed

[+ Add New Status](#)

Ideas Deferred Following is the list of statuses that will be used in the idea life cycle when the idea is either deferred or put on the back burner. Atleast one status from this list needs to be enabled.

Enable	Status List
<input checked="" type="checkbox"/>	Deferred

[+ Add New Status](#)

Ideas Implemented Following is the list of statuses that will be used in the idea life cycle when the idea is either implemented or partially implemented. Atleast one status from this list needs to be enabled.

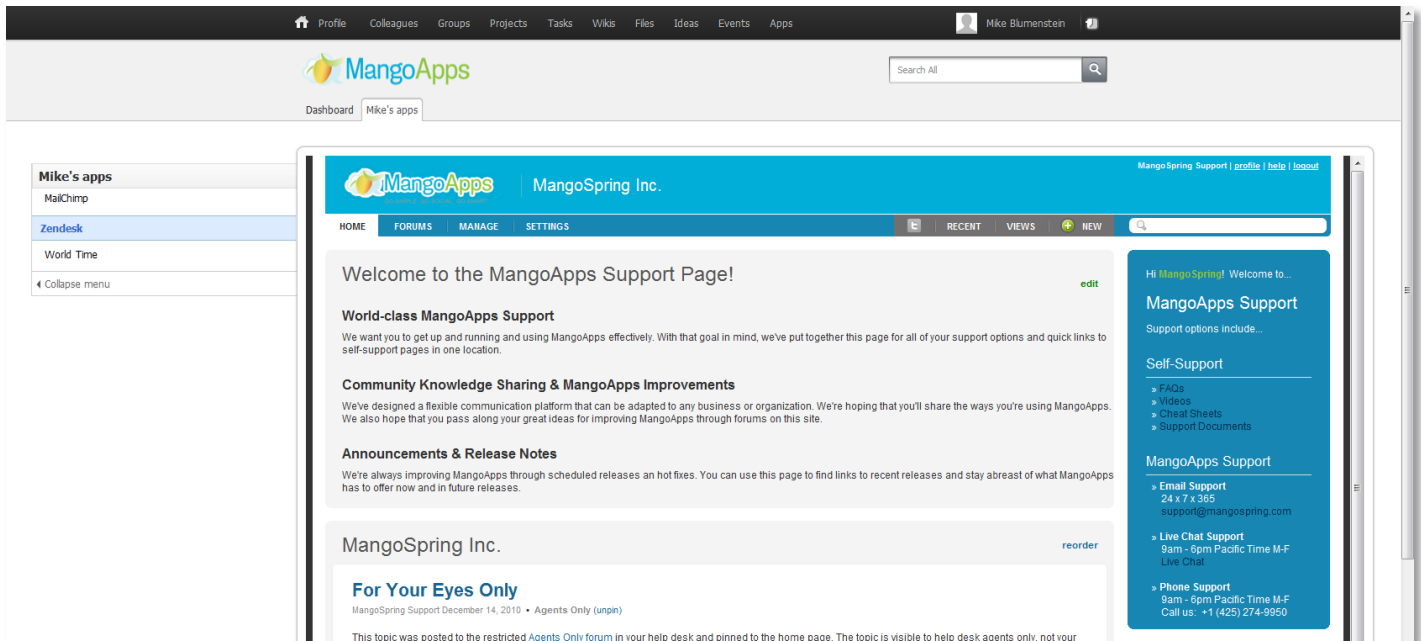
Enable	Status List
<input checked="" type="checkbox"/>	Already offered
<input checked="" type="checkbox"/>	Implemented
<input checked="" type="checkbox"/>	Partially Implemented

[+ Add New Status](#)

Your Applications, Your Way

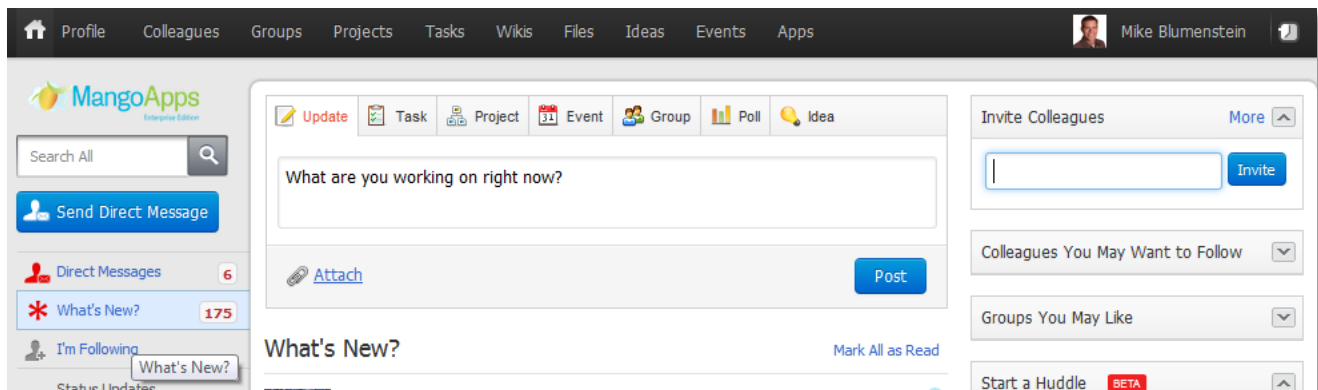
You can now embed widget or applications as iframes into MangoApps and have a single point of access to multiple such apps from MangoApps. As Administrators of the domain you get the capability to decide which of the widgets/applications your employees can access from MangoApps. Employees then get to see the configured applications in the Apps dashboard when they login. This is a quick way to get the different widgets that you might have on your intranet into MangoApps.

- Get Single Sign On (SSO) capability into these applications
- Ability to use MangoApps to generate a secret key to enable SSO
- Get choice of deciding the layout of the Apps dashboard. Currently 2 standard layouts are supported



Your Web GUI, Improvements

- The Top navigation bar is now docked as to scroll down the GUI to give you easy access to another application inside MangoApps
- There is a new red unread count indicator that will appear at the top right any time there is a new update for you. Clicking on it will take you to a list of updates that you have not marked as read.
- A new footer to give you quick access to give feedback and get access to application help anytime you need it.
- A home icon to quickly get you back to the main dashboard no matter where you are



Desktop updated

- A new desktop build with small UI improvements and bug fixes is now available.
- Access your colleague's profile information and wall on the desktop.
- Get the history of colleague's activity on his wall along with the ability to write on it directly from your desktop client.
- Checkout and check-in a file from your client along with a new filter to get a quick access to the files you have checked out.

